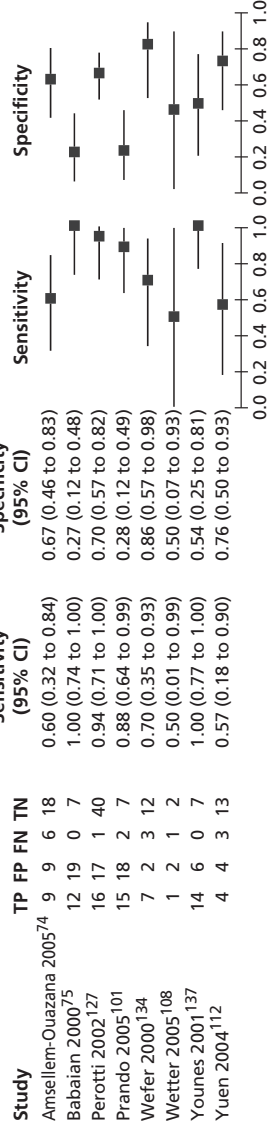
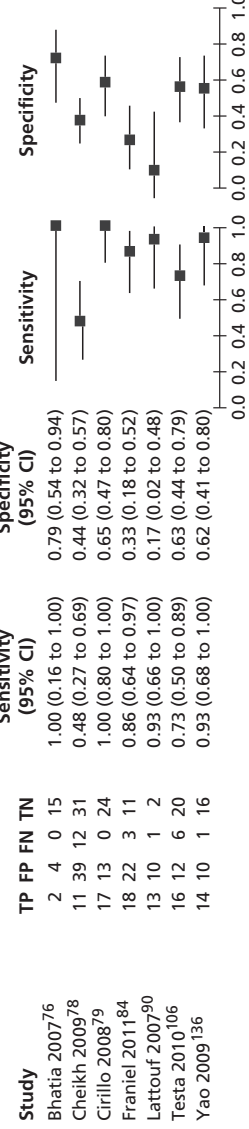


Sensitivity and specificity – individual study results

MRI pre 2007

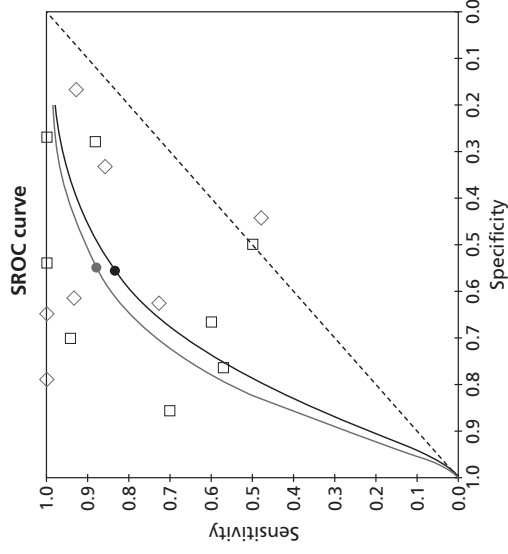


MRI 2007 onwards



Pooled estimates (95% CI)

MRI pre 2007	
Sensitivity	0.83 (0.63 to 0.94)
Specificity	0.56 (0.39 to 0.71)
DOR	6.30 (1.91 to 20.73)
LR+	1.88 (1.26 to 2.79)
LR-	0.30 (0.12 to 0.74)
MRI 2007 onwards	
Sensitivity	0.88 (0.72 to 0.95)
Specificity	0.55 (0.41 to 0.69)
DOR	8.92 (2.97 to 26.79)
LR+	1.95 (1.41 to 2.70)
LR-	0.22 (0.09 to 0.54)



— MRI pre 2007 summary curve  
 — MRI 2007 onwards summary curve  
 □ MRI pre 2007  
 □ MRI 2007 onwards  
 ● MRI pre 2007 summary point  
 ● MRI 2007 onwards summary point