

Quality: **Very good** (SD 13 µm)

Initial Report

Quality: **Very good** (SD 14 µm)

Focus: 4.00 dpt

Focus: 2.00 dpt

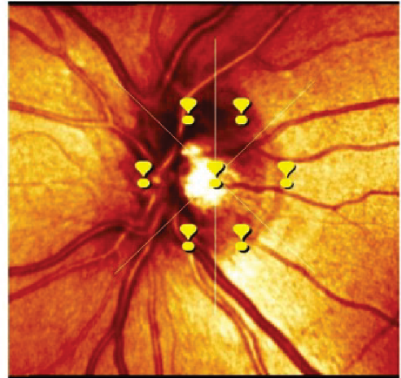
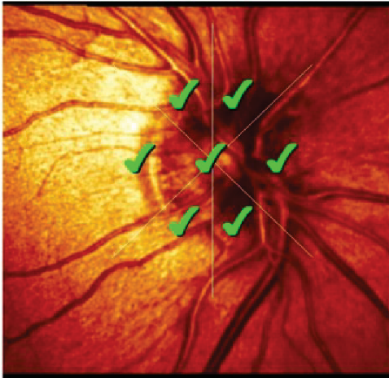
Operator: SN

Operator: SN

OD

OS

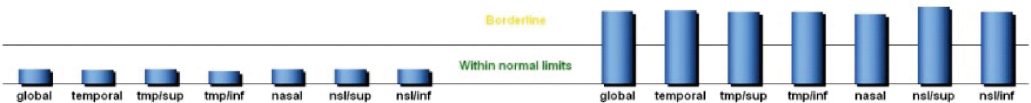
Glaucoma Probability Score (GPS)



global	temporal	tmp/sup	tmp/inf	nasal	nsi/sup	nsi/inf	Parameter	global	temporal	tmp/sup	tmp/inf	nasal	nsi/sup	nsi/inf
0.11	0.10	0.10	0.09	0.11	0.11	0.11	Glaucoma prob.	0.52	0.52	0.51	0.52	0.50	0.55	0.51
0.00	-0.21	-0.12	0.05	-0.14	0.14	0.03	Rim steepness	-0.44	-0.21	-0.31	-0.06	-0.74	-0.68	-0.52
0.26	0.17	0.04	0.06	0.07	0.04	0.04	Cup size [mm ²]	0.52	0.14	0.08	0.09	0.11	0.10	0.07
0.50	---	---	---	---	---	---	Cup depth [mm]	0.00	---	---	---	---	---	---
-0.01	---	---	---	---	---	---	H.RNFL curv.	-0.02	---	---	---	---	---	---
-0.09	---	---	---	---	---	---	V.RNFL curv.	-0.07	---	---	---	---	---	---



Outside normal limits



Glaucoma Probability Score Classification:

Within normal limits

Glaucoma Probability Score Classification:

Borderline

■ ✔ Within normal limits
■ ⚠ Borderline
■ ✘ Outside normal limits

Comments:

Signature:

Date: 14/07/2011